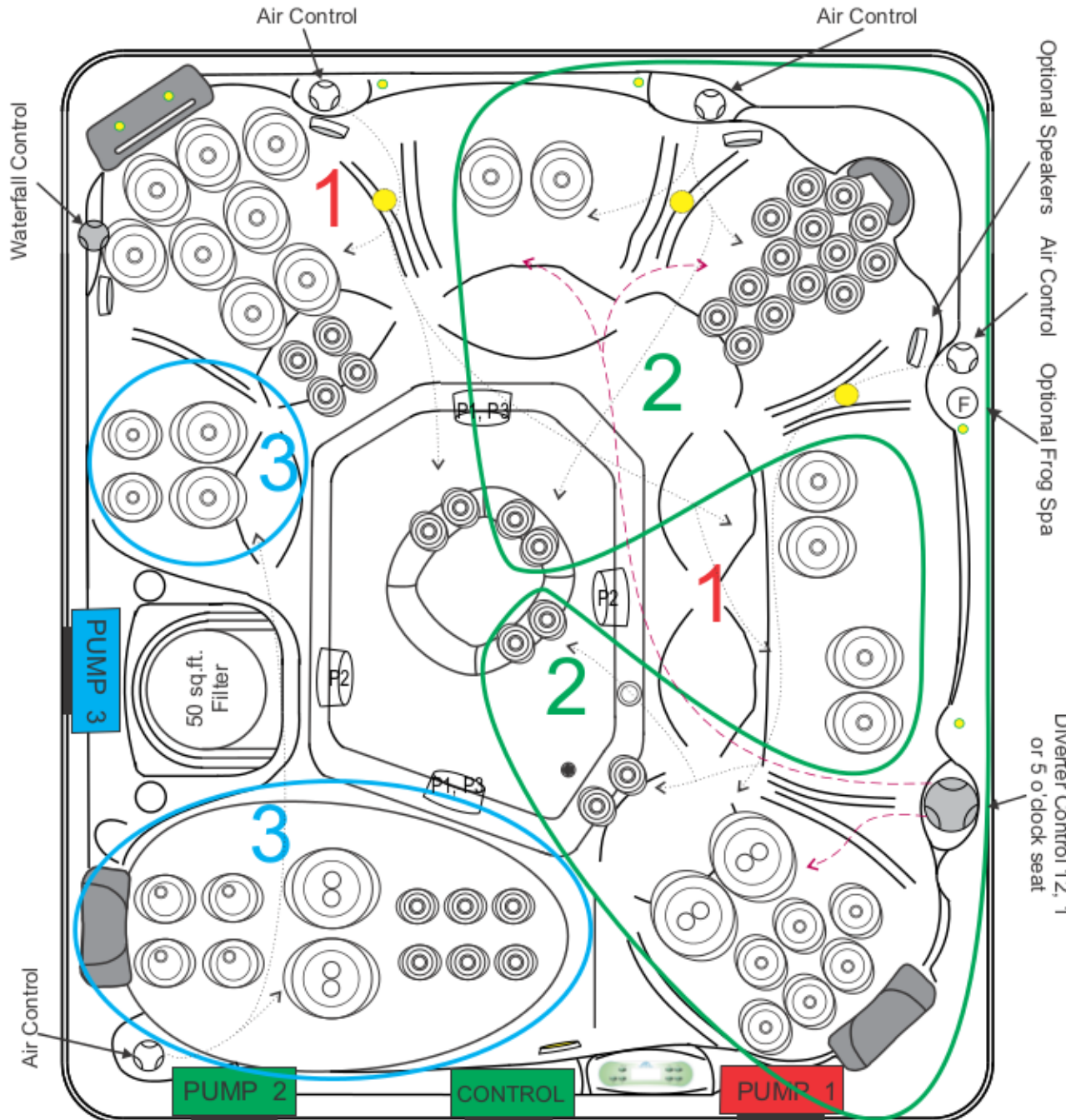









2016 965L Dx 65 JET - 3 Pump



| | |
|--|-----------------------------|
| DIMENSIONS 108 in. x 91 in. x 36 in. (274 cm x 231 cm x 91 cm) | |
| TOPSIDE | VL700 (33-0653-08) |
| CONTROL | MVS504SZ |
| PUMP 1 | 4.8 BHP (2.0 HP-50 Hz) 2SPD |
| PUMP 2 | 5.0 BHP (3.0 HP-50 Hz) 1SPD |
| PUMP 3 | 3.0 BHP (1.0 HP-50 Hz) 1SPD |
| HEATER | 5.5 (3.0-50 Hz) kW |
| SS JETS | STANDARD |
| SPALIGHT | 12 V (3.5 in.) |
| DYNASTAR LED | STANDARD |
| ARCTICPAC | STANDARD |
| PILLOWFALL | STANDARD 11:00 O'CLOCK |
| OZONE/AOP | OPTIONAL |
| STEREO | OPTIONAL |
| RAIL LIGHTING | OPTIONAL |
| FROG SYSTEM | OPTIONAL |

| | | |
|--|---|----|
| Optional Speakers | | |
| Air Control | | |
| Optional Frog Spa | | |
| |  | 4 |
| |  | 16 |
| |  | 8 |
| |  | 4 |
| |  | 32 |
| |  | 1 |
| |  | 1 |
| Diverter Control 12, 1 or 5 o'clock seat | | |
| 03-1414-52 | DOUBLE ROTO 5 in., SS | 4 |
| 03-1312-52 | DIRECT 4 in., SS | 16 |
| 03-1208-52 | DIRECT 3 in., SS | 8 |
| 03-1207-52 | ROTO 3 in., SS | 4 |
| 03-1103-52 | DIRECT 2 in., SS | 32 |
| 03-0023-03 | OZONE RETURN JET | 1 |
| TOTAL JETS | | 65 |
| 05-0005-48 | DRAIN | 1 |

REVISION : 24 AUG 16