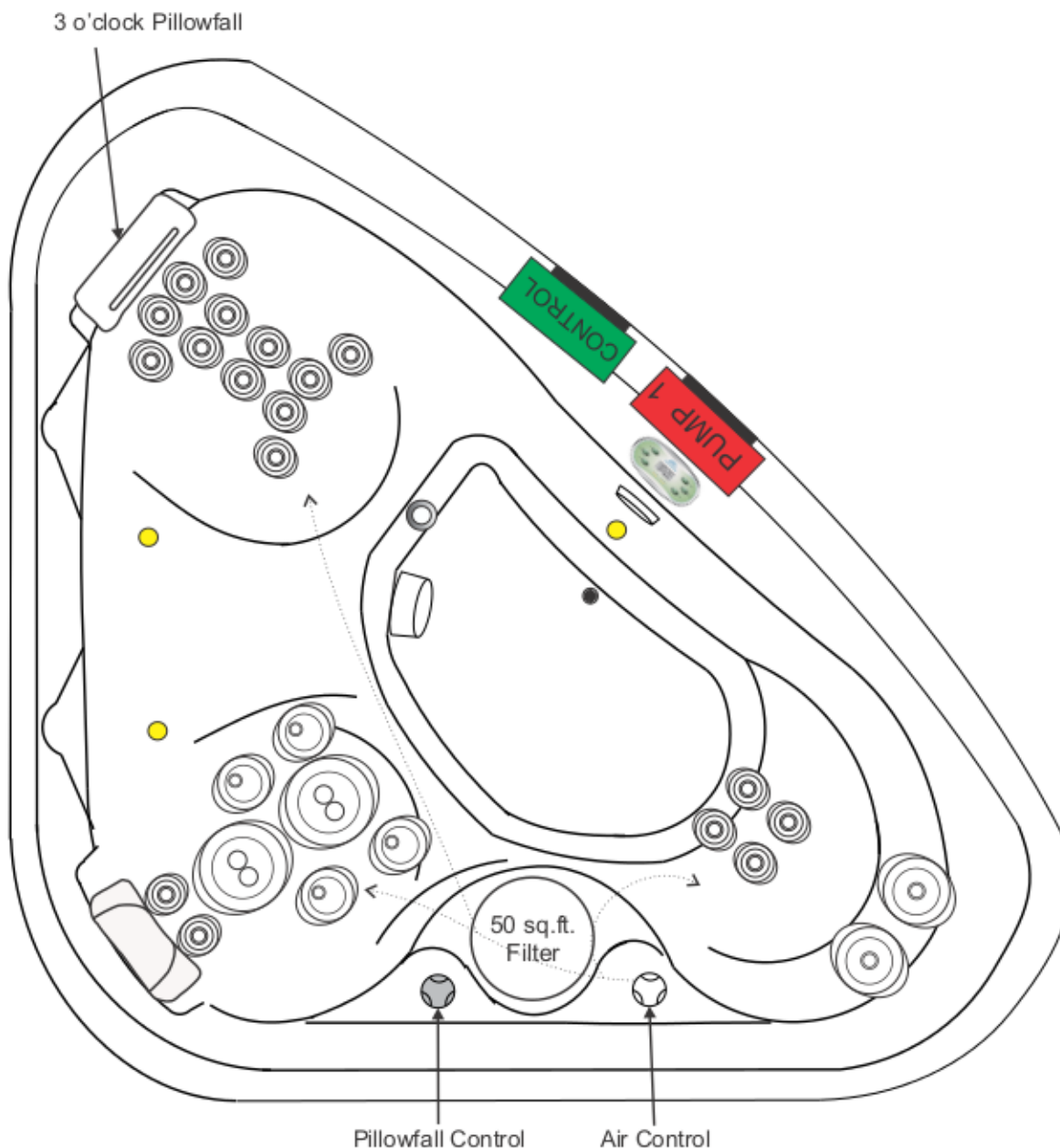










## 2016 627C Deluxe 27 JET - 1 Pump

DIMENSIONS	72 in. x 72 in. x 32 in. (183 cm x 183 cm x 81 cm)
TOPSIDE	VL620S (33-0648-08)
CONTROL	MVS504SZ
PUMP 1	4.8 BHP (2.0 HP-50 Hz) 2SPD
HEATER	5.5 (3.0-50 Hz) kW
DYNASTAR	STANDARD
SSJETS	STANDARD
SPALIGHT	12V (3.5 in.)
DYNASTAR LED	STANDARD
PILLOWFALL	STANDARD 3:00 O'CLOCK
KINGWOOD CABINET	STANDARD
OZONE/AOP	OPTIONAL
FROG SYSTEM	OPTIONAL



03-1414-52 DOUBLE ROTO 5 in., SS		2
03-1312-52 DIRECT 4 in., SS		2
03-1207-52 ROTO 3 in., SS		4
03-1103-52 DIRECT 2 in., SS		18
03-0023-03 OZONE RETURN JET		1
TOTAL JETS		27
05-0005-48 DRAIN		1

REVISION : 30 MAR 16